



Gainesville Target Range, Inc.

MEMBERSHIP HANDBOOK Safety Rules & Regulations

This safety plan has been established to help improve the health and safety of those individuals who use or frequent this facility and the community at large.

REVISED May, 2011

Gainesville Target Range, Inc.

www.GainesvilleTargetRange.com

Range Address

(Physical and Mailing)

Gainesville Target Range, Inc.

1610 NW 65th Place

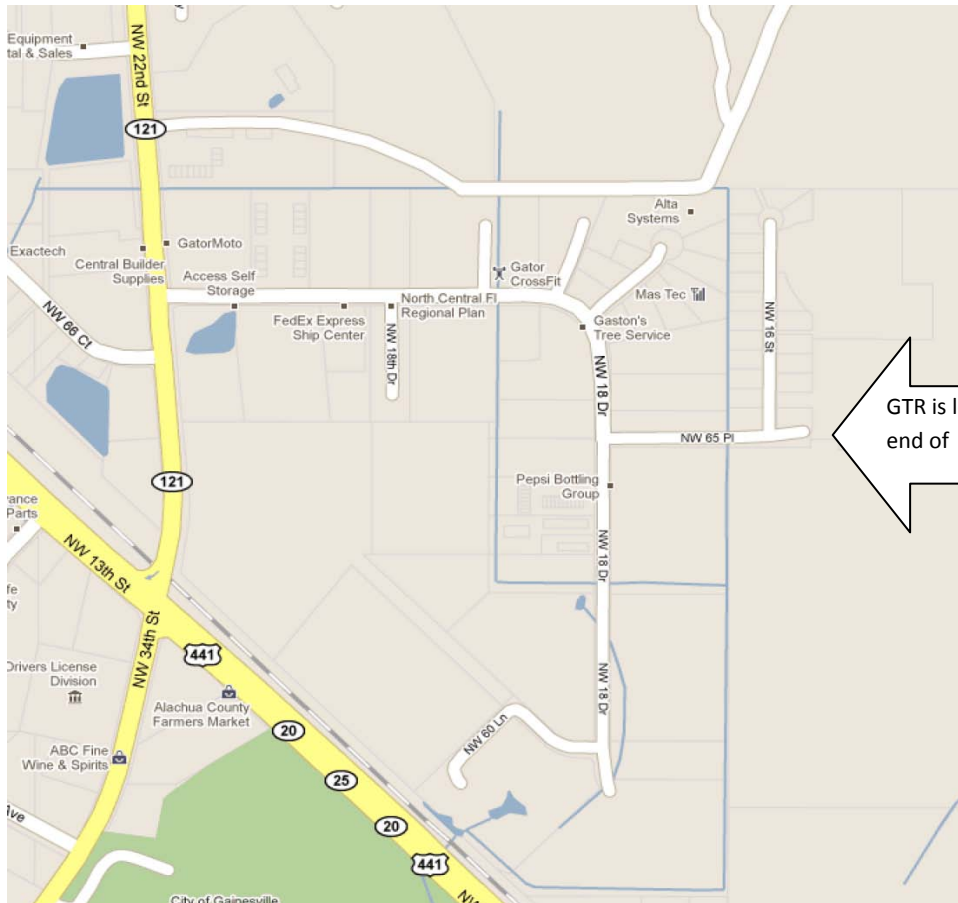
Gainesville, FL 32653-3978

Contact us at: 352-376-8806

www.GainesvilleTargetRange.com

Email: gainesvilletargetrange@gmail.com

In the event of an emergency, please call the Range Master immediately after calling 911, if the Range Master is not already present.



GTR is located at the end of NW 65th Place.

GTR Membership Information Manual

Table of Contents

RULES, REGULATIONS & PROCEDURES

Section I	Gun Handling Rules.....	4
Section II	General Range Rules.....	5
	Exhibit IIa Shooting Position	6
Section III	Range Specific Rules & Regulations.....	7
Section IV	Administrative Range Rules.....	9
Section V	Rules Enforcement	11
Section VI	Safety & Personal Health	12
Section VII	Range Commands	13
Section VIII	Emergency Procedures	15
Section IX	Incident Report Sheet	16
Section X	Membership Terms & Conditions	18
Section XI	Sunday Pass Requirements & Restrictions.....	19

EXHIBITS

Exhibit A	GTR Release Waiver	20
Exhibit B	GTR Membership Application	22

MISC

GTR User Comments Form.....	23
Terminology	24
Rules for Guests	27

Rules

Section I

Gun Handling Rules

These gun handling rules are of primary importance; everything else on your mind while shooting at the range is secondary

NISA Rules for Safe Gun Handling:

1. ALWAYS KEEP THE GUN POINTED IN A SAFE DIRECTION.
2. ALWAYS KEEP YOUR FINGER OFF THE TRIGGER UNTIL READY TO SHOOT and outside the trigger guard until ready to fire or until the command “Commence Firing” has been given.
3. ALWAYS KEEP THE ACTION OPEN AND FIREARM UNLOADED UNTIL READY TO USE. On a firing range this means the shooters are in position on the firing line and the range has been cleared for live firing.

NRA Gun Safety Rules:

1. KNOW YOUR TARGET AND WHAT IS BEYOND. When on shooting ranges, be mindful also of adjacent areas and act accordingly.
2. BE SURE THE GUN IS SAFE TO OPERATE. Make sure that the firearm is in proper working order.
3. KNOW HOW TO USE THE GUN SAFELY. You should be completely clear about the proper function and operation of the firearm you intend to use.
4. USE ONLY THE CORRECT AMMUNITION FOR YOUR GUN. When on the shooting range with more than one firearm, use one at a time and when finished, store that firearm and its ammunition before using the next one. *DO NOT CONFUSE YOUR AMMUNITION!*
5. WEAR HEARING AND EYE PROTECTION AT ALL TIMES.
6. NEVER USE ALCOHOL OR DRUGS BEFORE OR WHILE SHOOTING. Pay attention to prescription drug labels as well. Do not operate a firearm if your medication cautions you against operating machinery.
7. STORE GUNS SO THEY ARE NOT ACCESSIBLE TO UNAUTHORIZED PERSONS. ESPECIALLY CHILDREN!
8. BE AWARE THAT CERTAIN TYPES OF GUNS AND MANY SHOOTING ACTIVITIES REQUIRE ADDITIONAL SAFETY PRECAUTIONS. You should be completely aware of any special handling characteristics of your particular firearm or of the particular activity in which you are engaged.

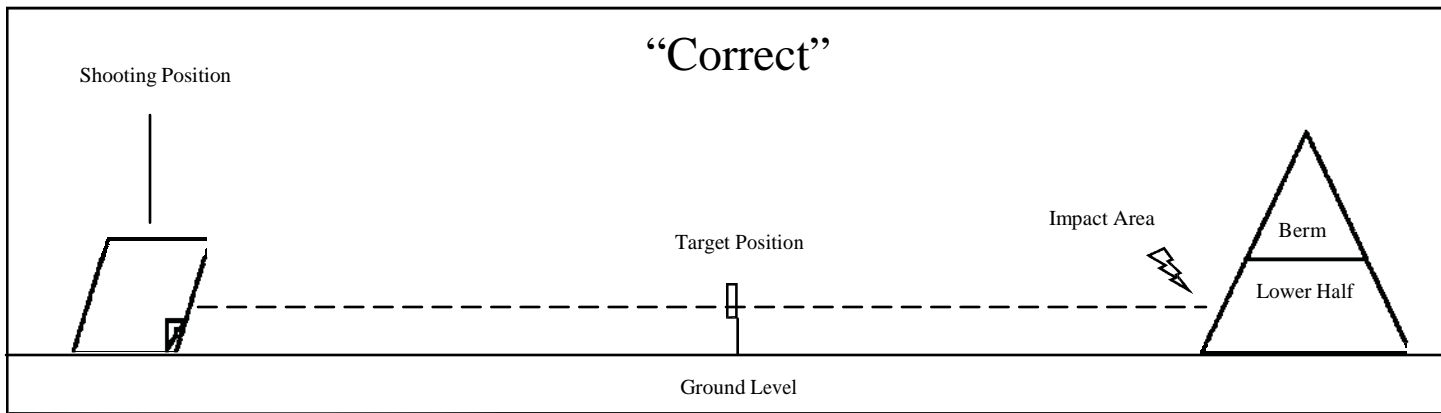
Section II

General Range Safety Rules

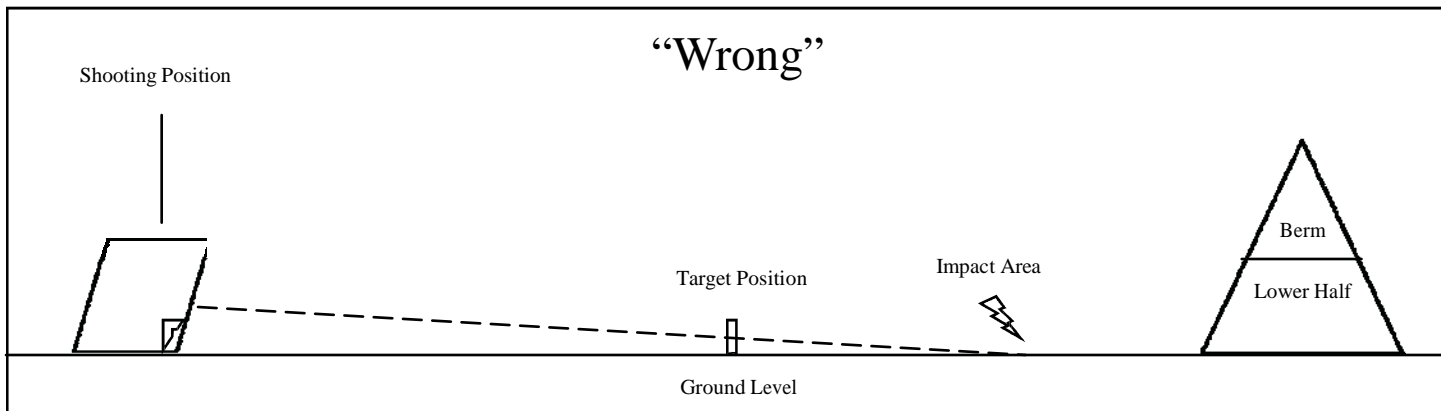
1. Know and obey all range commands. (refer to section VII)
2. Know where others are at all times. If you arrive at the GTR facility and no other members or persons are present or on the firing line, you must inspect down range to make sure the area of fire is clear and safe.
3. Shoot only at authorized targets.
4. Ground level targets are not authorized. Maintain the proper target height to ensure that the fired projectile, after passing through the target, impacts the bottom 1/2 of the berm, as this will reduce the possibility of ricochets and projectiles escaping the property. (refer to exhibit II-A)
5. Designate a range officer when none is present. If an NRA Range Safety Officer is present on the line, the RSO will have control. A RSO will be identified by a red 1 inch square with the letters RSO located top right of the membership badge. The Range Officer must wear the orange vest.
6. Never bring a loaded firearm to the firing line and never leave the firing line with a loaded firearm.
7. Unload, open the action, remove the magazine, ground and/or bench all “HOT” fire- arms during a cease-fire.
8. Never handle any firearm or accessories at the firing line while others are down range.
9. Loading tables are for ammo and magazines only. No range bags or firearms
10. Never pass a loaded “HOT” firearm back and forth between shooters.
11. Always keep the muzzle pointed down range at the backstop.
12. All folding stocks must be extended. No shooting from the hip, all aimed fire.

Exhibit II-A

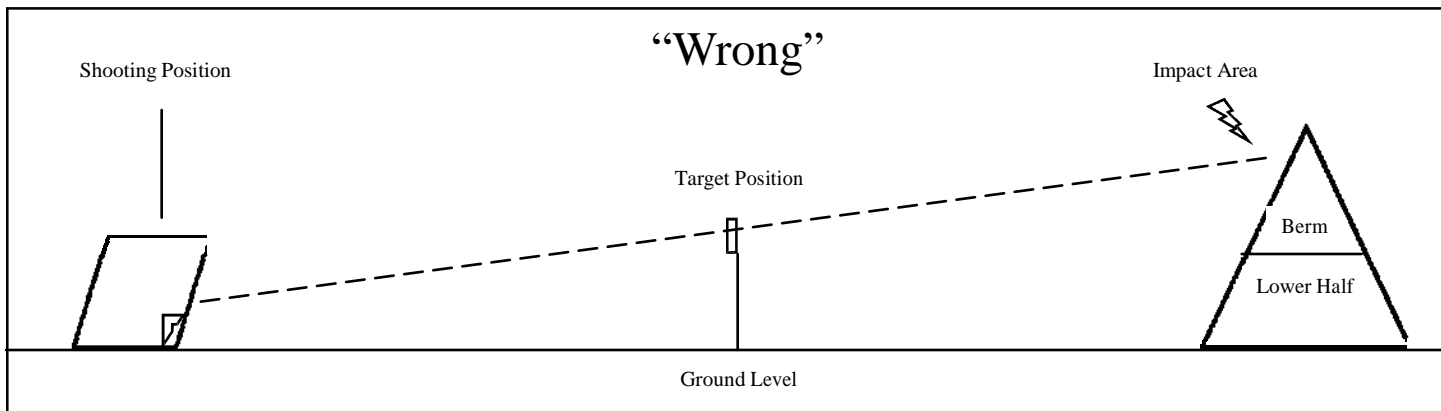
“Correct”



“Wrong”



“Wrong”



Section III

Range Rules and Regulations for the Gainesville Target Range

1. Members MUST wear their membership badges at all times while on range property with no exceptions. Badge must be visible at all times. Your membership badge is your authority to possess a firearm while on club property. You may be subject to armed (felony) trespass without a badge.
2. The instructions of any NRA Range Safety Officer (RSO) and/or Certified Firearm Instructor (CFI), while on the range are absolute. Range Safety Officers and Certified Firearms Instructors will be identified by a red square located at the top right corner of their membership badge or those wearing an orange safety vest.
3. When more than one person is utilizing any one range, one of the individuals must be designated as a range officer. The designated range officer must insure that all firearms are unloaded, grounded with action open prior to moving forward of the firing line. The range officer will then be responsible for determining when the line is safe to resume firing. The range officer will be identified by wearing an orange safety vest.
4. All persons under the age of 21 must be supervised at all times on the firing line. All persons under the age of 18 must be supervised by their parent or guardian at all times.
5. Drawing a firearm from a holster to shoot is prohibited at GTR unless you possess an RSO, SSC, CFI or LEO certification and are shooting only on **Range-C** of the GTR property. If you are taking a firearms instructional course at GTR and the course has reason to draw from the holster then you may do so under the supervision and direction of the instructor of the course being taught. Otherwise no one may draw from a holster on the property whatsoever.
6. No night shooting unless you are taking a firearms instructional course at GTR and the course has reason for or is conducting a night shoot on the GTR property. Otherwise, the range closes at dusk for everyone unless access is granted for special club sanctioned activities.
7. No toy guns are allowed on GTR property.
8. Alcoholic beverages and all illegal substances are strictly prohibited anywhere on range property.
9. Shooting is allowed from the firing line only. Do not move forward or back from designated firing lines or tables when shooting. Exception to this rule may be authorized by a GTR principal if an approved firearm course or competition meet is implemented and only when an authorized RSO, SSC, CFI or Certified Law Enforcement Officer is present.
10. The membership badge and/or access combination are issued to you only. Do not loan your badge or give the combination to anyone. If a badge or combo is found in the possession of an unauthorized holder, it will be confiscated and violators will be charged with Felony Trespass.
11. Any malfunctioning, defective or illegally modified firearms are prohibited on GTR property. Any firearm that malfunctions while on the GTR premises must immediately be unloaded and removed from GTR Property.
12. No pets or animals allowed on the range property at any time.
13. **Pick up all your debris and discard it in an appropriate container. This includes, but is not limited to, all brass, shells, shotgun wads, ammo containers, etc.** If a container is full or otherwise unavailable, please take your debris with you to be properly disposed of.
14. Dispose of all misfire and damaged ammunition properly. Do NOT throw it out onto the range, range property, or leave it on the firing line or benches.
15. **All members and guests must sign in and out on the range log sheet with no exceptions. Guests must sign a "Release of Liability" form and "Rules for Guests" form before using the range. Guests must remain under the supervision of their sponsors at all times. Members will be held responsible and accountable for their guests.**
16. No incendiary, exploding, tracer or other such ammunition or targets may be used on range property.
17. Post all targets on club approved frames only.
18. Any person or persons observed acting or behaving in an unsafe manner while on range property will be expelled immediately and may result in range privileges being suspended or terminated.
19. There will be no smoking on the range.
20. All vehicles will be restricted to designated parking and roadway areas of the Target Range unless approved by the GTR Range Director.
21. Always close access gate when entering or exiting facility unless otherwise posted (such as for special range events and sanctioned activities).
22. No range activity allowed during severe weather such as thunderstorms, etc.
23. All guests please fill out the "User Comments" form (exhibit A) after using the facility.
24. All targets must be positioned in the center of the target frame, so that the target frame does not become damaged.
25. The selling of firearms is strictly prohibited on GTR property unless approved by the GTR Range Director. Members only may advertise on the range bulletin board but all transactions must be made elsewhere. Exceptions may be given to licensed firearms dealers, subject to GTR approval.

INDIVIDUAL RANGE SPECIFIC RULES

Range A (Rifle Range)

1. Ground level targets are **NOT** allowed. **ALL** bullets must impact the bottom half of the berm.
2. You **MUST** designate a Range Officer when more than one shooter is present on the firing line. The Range Officer **MUST** wear the orange vest.
3. Place spikes through holes in the target stand if it is windy. **DO NOT** use other target stands to weigh down your target stand.
4. Place target stands under the benches on the firing line when you have finished shooting. Place sticks and cardboard back into the shed as far to the rear as possible to protect them from wind and rain.
5. If shooting a shotgun, you may only shoot slugs on Range A (shoot buckshot and birdshot on B-Range). You **MUST** retrieve your shotgun wads from the range/berm and dispose of them in the trash.
6. Handguns may only be shot while shooting from the bench. An exception is given for Bullseye competitors practicing for the "50 yard stage".
7. You **MUST** pick up **ALL** of your "**BRASS**" everywhere on the range (not just on the firing line).

Range B (Pistol Range)

1. Ground level targets are **NOT** allowed. **ALL** bullets must impact the bottom half of the berm.
2. You **MUST** designate a Range Officer when more than one shooter is present on the firing line. The Range Officer **MUST** wear the orange vest.
3. Place spikes through holes in the target stand if it is windy. **DO NOT** use other target stands to weigh down your target stand.
4. Place target stands under the benches on the firing line when you have finished shooting. Place sticks and cardboard back into the shed.
5. You may "pattern" your shotgun (buckshot/birdshot) only. Aerial targets (clay pigeons) are **NOT** allowed. You **MUST** retrieve your shotgun wads from the range/berm and dispose of them in the trash.
6. You **MUST** pick up **ALL** of your "**Brass**" everywhere on the range (not just on the firing line).

Range C (Steel Range)

1. Ground level targets are **NOT** allowed. **ALL** bullets must impact the steel target heads (not the stands) or the bottom half of the berm.
2. You **MUST** designate a Range Officer when more than one shooter is present on the firing line. The Range Officer **MUST** wear the orange vest.
3. **You MUST be a NRA Range Safety Officer (RSO), GTR Safe Shooter Course (SSC), Certified Firearms Instructor (CFI), Certified Law Enforcement Officer (LEO) or a Life Member of GTR** (and have this designated in a red square in the upper right corner of your membership badge) in order to shoot on Range C unsupervised.
4. **If you have the "red square" designation, you may invite members and/or guests to shoot on Range C under your direct supervision.**
5. **ONLY** handgun calibers or .22 caliber rifle are allowed to be fired on Range C.

Section IV

Administrative Range Rules for the Gainesville Target Range

1. Only members in good standing and those holding guest or special event pass are authorized to use the GTR Facility.
2. All active members shall be issued a membership card to be presented to range authorities upon request. In addition, all active members, daily, special event, group, maintenance or other such authorized personnel will have at all times, an identification badge to be displayed in plain view.
3. GTR Director, NRA Range Safety Officers, NRA Certified Firearm Instructors and Certified Law Enforcement Officers may, at their discretion, eject any person or persons from GTR premises for any reason deemed unsafe or inappropriate and not in the best interest of others due to safety or any other concern. Actions and methods for discipline and/or ejection may involve Law Enforcement and/or other lawful remedies. An incident report must be filed and GTR principal contacted.
4. GTR premises will be used primarily for shooting sports and related shooting and training activities and will be used to enhance and to promote the shooting sports and other such activities generally associated with the shooting sports. Non-Shooting activities may be allowed under special application.
5. Photographs, drawing depicting human or animal facial features, target with exploding liquid sacks, explosive or incendiary targets or bottles. If you have any questions consult an RSO or the GTR Director or Range Master. Members and guests are expected to clean-up after they are done shooting.
6. Most shooting activities will be allowed under the strict guidelines of the rules and regulations put forward in this document including, but not limited to: Competition, training and recreational shooting activities. Most small bore rifles, most large-bore rifles, both single shot and semi-automatic, will be allowed. Most black powder rifles and handguns will also be allowed. Fully automatic weapons and .50BMG caliber or greater weapons will only be allowed with proper advance authorization from the GTR Director or Range Master. All automatic weapons and suppressors will be inspected and paperwork reviewed before authorization will be granted for shooting on the GTR property.
7. The range will open 7 days a week, 365 days a year from 8:00 a.m. and will close 20 minutes after sundown (as listed in the local newspaper) each day. Special events and maintenance on the range may, at times, overlap with normal range hours and all members will be expected to yield. Weather conditions and/or other such events occurring outside or beyond normal human control may alter or cancel normal range hours. Range hours of operation and/or range days of operation may be altered at the discretion of the GTR Director or Range Master.
8. The GTR facility may be reserved for a variety of scheduled uses by application to the GTR Director or Range Master. All organizations may apply and all uses will be considered.

9. All firearms must be transported unloaded in enclosed containers such as shooters bags, hard or soft gun specific cases, rifle bags and holsters, etc. No person shall walk about the GTR facility at any time with an exposed firearm in hand including rifles and/or shotguns. No person shall approach or leave the firing line with a loaded firearm. The exception will be to Certified Range Safety Officers and/or Certified Firearms Instructors actively working the range, carrying their side- arm in a secure holster.
10. All State of Florida Concealed Weapon or Firearm License holders and law enforcement officers, whether on or off duty, will be allowed entry to the GTR facility with a loaded and holstered handgun. If the CCL holder or law enforcement officer desires to discharge this firearm on the GTR firing line, he/she must first unload this firearm in the safety pit area located to the right of the handgun firing line. Once the firearm has been safely unloaded, it may then be transported holstered or encased and moved to an available shooting position on the firing line. Reverse this procedure when leaving the GTR facility.
11. GTR members who hold certification as an Range Safety Officer, Firearm Instructor (identified by a red square on their membership badge) or Life Members may take guests (18 years of age and older) to the range. All members must obtain a guest pass for their guests prior to entering the GTR facility. All guests must read and sign off on the Rules of the Range, the Re- lease of Liability Waiver form, as well as the Login Sheet at the GTR Facility. Guests also complete a GTR Comments Form prior to leaving the facility. Guests are also required to wear on or about their chest area the guest identification badge. Members remember, your guest is your responsibility! **Guest passes are available for the price of \$10.00 per guest. Do not reuse guest passes! Each guest pass must be destroyed upon completion of your shooting session each time you shoot. One guest pass per guest per visit. If you are found reusing guest passes you will be subject to disciplinary action.** Please call the Range Master for purchasing guest passes at 352-376-8806.
12. All GTR members must have a signed release of liability waiver on file with the GTR. All guests will be required to sign a waiver of liability and acknowledge reading the rules of the range prior to using the facility. Anyone else entering the facility during a hot range will be required to execute a release of liability.
13. The Gainesville Target Range, Inc. OPEN HOUSE is held every Sunday afternoon. Non-members may come out to visit the range and take a tour, but may not shoot. The gates will be opened at 4:45 pm, with orientation beginning around 5 pm followed by the GTR New Member Orientation and Range Safety Course. This course will be for any visitor that has decided to become a member of the Gainesville Target Range. Expect the course to last for about 1 hour, depending on the number of participants and the overall familiarity with firearms that they may possess.
14. It is now possible to join or renew your current membership to the Gainesville Target Range from our website at www.gainesvilletargetrange.com This includes the ability to print and fill out membership applications, print and sign liability waivers and pay fees by credit card. Please be advised, however, that before new members may shoot at the range, they are first required to complete the Gainesville Target Range New Member Intro to Range Safety Course, as outlined in #13 above. If you have any questions, please do not hesitate to contact the Range Master at 352-376-8806.

Section V

Rules Enforcement

1. Rules of enforcement will apply to all members and guests of GTR.
2. All rule violations (regardless of extent) will be subject to immediate review.
3. Upon notice and review of any violation of the rules of the range and if it has been determined that a rule violation has occurred, subsequent enforcement action will be determined.
4. Enforcement action may include, but will not be limited to the following remedies:
 - a) Immediate discharge from the GTR facility for the remainder of the day the violation occurred.
 - b) Suspension of GTR membership privileges.
 - c) Permanent revocation of GTR membership and shooting privileges.
 - d) Criminal charges.
 - e) Letter of reprimand.
 - f) Repeating new member Intro to Range Safety course.
5. All enforcement decisions will be reviewed and authorized by the GTR Safety Committee and/or GTR Director. All decisions will be final. The safety committee will consist of any 3 NRA Range Safety Officers who are members in good standing of GTR.
6. No refund of any type shall be issued to a member who receives a suspension or revocation of privileges.

Section VI

Safety & Personal Health

Hearing Protection: All shooters and non-shooters alike must select and properly use hearing protectors that will provide quality protection according to the specific shooting activity and/or nearby shooting activity engaged. For example, for shotgun fields PVC polymer foam type ear plugs may be adequate, but for rifle or pistol shooting under a firing line cover, both plugs and over-the-head muff-type covers may be desirable. Be careful in selecting appropriate hearing protection. Please do not hesitate to ask the Range Master questions on this, he is extremely knowledgeable on the subject.

Eye Protection: Eye protection is required while on the range. Polycarbonate lenses are suggested as probably the best buy. They are inexpensive, provide good protection, and are available commercially.

Breathing and Swallowing airborne particulate lead: Inhalation (breathing) and Ingestion (swallowing) of airborne particulate lead is also a health issue to be aware of when on a shooting range. Protecting yourself through common sense and good personal hygiene is your own responsibility. You owe it to yourself and to your family to take care of your health, so, please follow these general guidelines before and after working or shooting on a shooting range:

- *Do not smoke on the range:* Smoking any type of tobacco product on the range is prohibited in part, to prevent acceleration of inhaled lead into the blood stream and ingestion of lead transferred from hands to the cigarette, cigar, etc.
- *Don't eat on the firing line:* Lead dust on hands and face can be ingested through contact with food. Airborne lead expelled from a weapon can also contaminate food.
- *Don't collect fired brass in hats:* Many shooters use their hats to collect spent brass; this contaminates the hat with lead particles. When the hat is placed back on the head, the lead is deposited into the hair and absorbed through the skin.
- *Do be aware that face, arms, and hands are covered with lead particles:* Shooters and instructors should wash thoroughly with cold water and plenty of soap. Cold water is preferred because warm water enhances the absorption of lead by opening the pores of the skin. If no water is available, shooters should consider carrying a box of wet handywipes or the equivalent or a bottle of cold water and a washcloth for this purpose. *Be aware that hair and clothes are still contaminated, as well.*

Snakes, Pests and Plants: Please consider that the range facility, due to its very nature, is located well within isolated territory. As such, health hazards such as poisonous plants (Poison Ivy, Poison Oak, etc.), poisonous insects and animals, mosquitoes, bees, and poisonous reptiles (snakes), should all be considered while on range property.

Sun and Heat: Sunscreens may be necessary while on range property, as sun intensity may be extreme at any given time. Also, intense heat may be an issue, as well. Therefore, proper skin protection and fluid intake must be considered and accounted for, always.

If you are pregnant: Pregnant women may be especially vulnerable to rapid absorption of lead particulate matter, along with calcium, from blood into the bones. Rapid lead particulate migration may occur due to hormonal changes caused by pregnancy. Of greater concern, in pregnant women, lead particulate may pass unimpeded through the placenta to the fetus, potentially causing miscarriage of the fetus and/or possible birth defect. Please consult with a physician prior to visiting the Gainesville Target Range facility.

Section VII

Range Commands

To indicate EMERGENCY or HAZARDOUS CONDITIONS:

- A. Command: **CEASE FIRE!** May be called by anyone when an unsafe condition is observed.
- i. Purpose:* To stop all shooting routinely or, in the case of emergency, immediately.
 - ii. Action:* Participants immediately stop shooting, continue to keep the muzzle pointed down range, remove finger from within the trigger-guard, and await further instructions from the range officer.
- B. Command: **MISFIRE!**
- i. Purpose:* To notify the range officer and other participants that a round did not fire when the trigger was pulled and to alert other shooters along the line that a hazardous condition may exist, especially with muzzleloaders.
 - ii. Action:* (1) The shooter experiencing the misfire continues to keep the firearm pointed downrange, removes the finger from within the trigger-guard and awaits further instructions. (2) The range officer may or may not call a general ceasefire depending upon the situation. (3) Shooters immediately adjacent to the misfire should cease fire, unload, open and either ground or bench their firearms and step back from the line. (4) The remaining shooters may continue to fire as directed by a range officer or may cease fire at their option and await further instructions.

Preparing the range for live firing:

- A. Command: **LOAD!** (optional for training) Also known as, “The range is HOT!”
- i. Purpose:* To notify participants that they can load the prescribed number of rounds. For muzzleloaders, the commands are somewhat different. The command to “Commence Firing” is after which participants will snap a minimum of three caps prior to loading the firearm. The command “load” is not for muzzle loading shooters.
 - ii. Action:* Participants will load the prescribed number of rounds and stand ready for the next command.
- B. Command: **“IS THE LINE READY?”**
- i. Purpose:* To determine if all shooters along the line are ready.
 - ii. Action:* All shooters not ready should indicate their status to the range officer. Sufficient time will be allowed for the shooter to complete his preparation.

Firing Period

Firing shall continue until a predetermined time period has lapsed or until all participants have completed the prescribed course of fire. During informal shooting events, participants when finished firing should simply open the action clear the firearm, bench or ground the firearm and step back behind the line and wait until all shooters have completed the event. After this, a mutually agreed on ceasefire is called.

To stop firing and declare the range safe:

- a. Command: **“SHOOTERS YOU HAVE (X) NUMBER OF MINUTES LEFT TO COMPLETE THE COURSE OF FIRE or SHOOTERS FIRE YOUR REMAINING ROUNDS.”**
- i. Purpose:* To alert all shooters that a general ceasefire is about to be called and to allow the slower shooters to complete the course of fire. Those that have to fire completed the day’s activities may put away

their equipment. In the event there are rounds remaining that have not been fired, the shooter upon the command "Cease Fire" simply unloads, clears and grounds or benches his firearm.

b. Command: "CEASE FIRE!"

i. Purpose: To stop all firing.

ii. Action: All participants shall unload, open, remove magazines and bench or ground all firearms. And if activities are complete for the day, step back from the line or clear the area by packing away firearms, ammunition, other gear and cleaning the area.

c. Command: "SNAP CAPS!" (Muzzle-loading only)

i. Purpose: To assure that the flash hole is open and the barrel is free of any material (oil) capable of causing a hang-fire. In some events, this command is also used to determine if all firearms are unloaded. In other, safety precautions require the guns to be uncapped, unprimed with hammers down prior to leaving the line.

ii. Action: All participants using percussion type muzzleloaders shall step up to the firing line, affix a primer cap, point the firearm down range and "snap" the cap.

d. Command: "RANGE IS CLEAR!"

i. Purpose: To alert all shooters along the line that travel beyond the firing line for purposes of target change or retrieval, the removal of brass and trash is approved.

ii. Action: Participants may move down range as directed or desired to change, remove targets or to clean up. The next relay shall not take up positions on the firing line until told to do so. Participants not going down range are to stand back from the red firing line and away from firearms. **NO** firearms or ammo will be handled while shooters are down range.

Section VIII

Emergency Procedures

1. Take charge of the situation. (Determine seriousness of injury and assign duties)
2. Render aid. (First-aid kit will be located in the pavilion.)

3. **DIAL 911**

4. Wait for EMS to hang up first. Return to the injured and continue care until EMS arrives.
5. Direct help to location.
6. Take notes. All witnesses to any injury must fill out an incident report sheet. Report sheets will be located in the pavilion.

Section X

Membership Terms & Conditions

1. Application: All members must complete and sign a membership application for review by GTRI Principals. (see exhibit C)
2. Type of Memberships: *Annual (yearly) and spouse*
3. Acceptance of Application or Renewal of Membership: GTRI reserves the right, at its sole discretion, to accept or reject all applications submitted for review.
4. Members Right to Cancel: Any member may cancel his/her membership at any time with written notice to GTRI. All membership dues paid will be withheld and no refunds will be offered. All members will be required to turn in their GTRI membership badges immediately upon termination of membership.
5. Guests Privileges: Members that are NRA Certified Range Safety Officers, NRA Certified Firearms Instructors, and Life Members may take guests (must pre-purchase guest pass) to the range. Members are responsible for their guests. Members must assure that their guests execute a Release of Liability Waiver; read, sign and abide by the Rules and Regulations of the Range; and sign in on the Log Sheet. All members must further assure that their guest wear their guest badge on or about their chest area and fill out a GTRI Comment Form upon completion of activities for the day.
6. Members Children: All members may bring their children (under the age of 18) to the GTRI facility with no charge to the member. Members are required to supervise their children at all times. Members with children will not be allowed to shoot or participate in any other activity while their children are shooting or handling a firearm. Members must execute a Minor Release of Liability prior to using the facilities.
7. Membership Dues:

6 Months (Introductory)	\$ 125.00 (6.25% FL Sales Tax included) =	<u>\$ 125.00</u>
Annual Membership	\$ 250.00 (6.25% FL Sales Tax included) =	<u>\$ 250.00</u>
Spouse	\$ 50.00 (6.25% FL Sales Tax included) =	<u>\$ 50.00</u>
Lifetime Membership	\$ 2,000.00 (6.25% FL Sales Tax included) =	<u>\$2,000.00</u>

Save 10% by joining or renewing for two years: \$450.00 includes Tax = **\$ 450.00**

8. Clothing: All members and guests are urged to wear appropriate clothing while on GTRI premises. GTRI members and principals intend to promote a healthy attitude toward the shooting sports. It is our belief that displaying certain negative images or statements on or about the person, does not contribute to the efforts of GTRI or its members to promote a healthy attitude toward shooting sports and shooting related activities. Members or Guests observed wearing such articles of clothing or displaying such images or statements may, at the discretion of GTRI management, be asked to leave the premises or remove the image or statement from the view of onlookers.
9. Renewals: Members who fail to renew within one month of expiration are subject to the initial processing fee in addition to their renewal fee. Members who fail to renew within 3 months of expiration must retake the New Member safety orientation AND are subject to the processing fee and the renewal fee.
10. NRA Membership: All GTRI members must maintain an active membership to the NRA. Proof of NRA membership such as a current NRA ID card or current NRA magazine mailing label must be provided with all new membership applications or renewals. If you join the NRA at the same time as you join GTRI, please provide your NRA membership # as soon as you receive one.

**Gainesville Target Range, Inc.
Release, Waiver, Indemnification, Hold Harmless and
Assumption of Risk Agreement**

NOTICE: This Release, Waiver, Indemnification, Hold Harmless and Assumption of Risk Agreement (the "Agreement") has important and continuing legal consequences with respect to your present and future conduct. Read it carefully *before* signing your name. You are advised to secure legal representation as to your duties and liabilities under it *before* signing your name.

In consideration for the opportunity to: be a guest of, or become, and remain, a member of Gainesville Target Range, Inc. (the "Corporation"); use firearms, on any real property owned, leased or otherwise used by the Corporation, improved or unimproved, including specifically but without limitation, 1610 NW 65th Place, Gainesville, Florida (collectively, the "Premises"); attend firearm instruction or safety courses on the Premises; use personal property owned or leased by the Corporation (the "Property") for free or fee; and/or otherwise use, or be permitted to remain on, the Premises; and other good and valuable consideration, the receipt and sufficiency of which is hereby acknowledged, I expressly, knowingly, freely, and voluntarily acknowledge and agree as follows:

1. I know that the Premises are used primarily as a firearms target range and that firearms and live ammunition are discharged and otherwise used thereon.
2. I know that others on the Premises have varying degrees of safety and firearms training and experience (specifically including without limitation, the loading, unloading, carrying and discharging of firearms) and that some individuals have no training or experience at all.
3. I know that firearms, ammunition and target ranges are inherently hazardous, and that use of the Premises is dangerous with accompanying risk of personal injury, death, and / or loss or damage to personal property, and I assume all such risk, whether inherent or not, and whether I am alone on the Premises, or in the presence of others.
4. I waive, release, covenant not to sue, and discharge the following persons ("Releasees") – the Corporation, its officers, directors, employees, agents (including without limitation any and all individuals, paid or unpaid, serving with permission of the Corporation as "firearm(s) instructor", "range officer", "range supervisor", and other individuals attempting on the Corporation's behalf, to enforce, regulate, or control use of the Premises and / or compliance with the rules and regulations governing membership or other use of the Premises, as they may be amended from time to time by the Corporation and whether published to me, or posted on the Premises (the "Range Rules and Regulations"), and their assignees – from and against any and all liability claims for damage, loss, demand, and any limitation death, injury, pain and suffering, illness, or damage to personal property, whether sustained by me, any of my guests, or any third party, arising from or related to, my, my guest's, or any third party's presence on, or use of, the Premises and / or Property, whether caused in whole or in part by the negligence of the Releasees or otherwise, including without limitation, latent defects, the failure to properly enforce or enact Range Rules and Regulations, or properly investigate the background, or training, of any or all of the Releasees, members, or others using the Premises or Property. This waiver, release, covenant not to sue, and discharge is intended to, and does, bind me, together with all of my assignees, heirs, trustees, personal representatives, administrators, attorneys in fact, and any others presuming to act for, or through, me.
5. I indemnify, and agree to hold harmless and defend with counsel selected by the Corporation, the Releasees from any and all fault, liability, costs, expenses, claims, demands, or lawsuits arising out of, related to, or in any way connected with my, or my guest's, negligence, gross negligence, or willful misconduct or in any way related to our use and / or presence at or upon the Premises, including without limitation, the discharge of ammunition or firearms, whether intended, unintended, safely, negligently, grossly negligently, or willfully.
6. I represent to the Releasees, intending that they accept and rely upon my representation(s) as complete, true and continuing, without further investigation, that:
 - a. I, and all of my guests, are over twenty-one years of age; that I have the legal capacity to execute this Agreement; and that I have read and understood this Agreement and have made no change thereto.
 - b. I intend the waivers, releases, and promises or representations of indemnification, hold harmless and

assumption of risk provisions of the Agreement to be as broad and inclusive as permitted by law; and if any provision of this Agreement is held invalid or otherwise unenforceable, the enforceability of the remaining provisions shall be unimpaired. Any and all rights and remedies running in favor of the Releasees and / or waived and released by my guests, or me are not intended to be exclusive, but to be cumulative. Similarly any election permitted to the Releasees, and accordingly no longer available to my guests, or me is not intended to be exclusive, but to be cumulative.

- c. I have read, understood, and specifically agree to follow, require my guests to follow, and to report to the Corporation any knowledge that I have of others who are not following, the Range Rules and Regulation, as well as any safety instructions given to me / us by any of the Releasees. I agree that any of the Releasees may terminate my membership, or use of the Premises and / or Property, at any time and for any reason, including without limitation, failure to comply with the terms of this Agreement, either for a period of hours, days, weeks, months, or permanently.
7. This Agreement is the sole and exclusive agreement between the parties hereto, and no oral or written representations or modifications have been made thereto nor may be made except in a writing that is signed by the Corporation President. This Agreement shall be subject to Florida law regardless of any choice of law provisions, and I specifically waive my right to a trial by jury (preserving a right to trial by judge if the right to sue has not otherwise been waived herein), and consent to venue in Alachua County, Florida in any action to enforce this Agreement or otherwise related in any way to my membership or use of the Premises. I understand that the representations made by me in this Agreement, and my agreement to the terms hereof, are so essential to the Corporation's decision to permit my use of the Premises, and would cause the Corporation such immediate and irreparable harm if they were untrue, misrepresentative, or otherwise breached, that I authorize any or all of the Releasees to seek and receive injunctive relief as to this Agreement as an additional remedy. I also agree that I will pay the Releasee's costs, and reasonable attorney fees before trial, at trial, at mediation / arbitration if ordered, and upon appeal, if any, in any action to enforce the terms of the Agreement.
8. I have also been advised that:
- a. By signing this Agreement, I am giving away various rights which I, and those taking through me, may otherwise have or come to have; and
 - b. The interests of the Releasees conflict with my interests in this Agreement and that I should seek the advice of legal counsel before signing this Agreement; and
 - c. This Agreement shall remain in full force and effect indefinitely.

Agreement made this _____ day of _____, 200____ in Gainesville, Florida, by:

The individual described herein as "I", "me", or a derivative thereof:

Signature


Address

Print Name

Phone #



Membership Application Gainesville Target Range, Inc.



Gainesville Target Range, Inc.
1610 N.W. 65th Place
Gainesville, FL 32609-3978

352-376-8806

www.GainesvilleTargetRange.com

Come by and visit the fastest growing private target range in our area, and discover why GTR is truly the best shooting facility in North Central Florida. **Our range is open to visitors every Sunday from 5:00 to 5:30 p.m. The gate opens at 4:45. Following the open house/tour of the rangem for those wishing to join, we present a range safety and procedures seminar which typically runs from 5:30 to 7:00 p.m.+/-.** Conveniently located off SR 121 N of SR 441 in the NW Industrial Park behind the new Pepsi Cola Plant. The Rangemaster is available by phone 24/7 at 352-376-8806.

Please complete application completely and clearly. Your signature is required at the bottom of this form.

Name: _____

Address: _____ City: _____ State: _____ Zip: _____

Home Ph: _____ Work Ph: _____ Cell Ph: _____

Occupation: _____ Emergency Contact (name / ph#): _____

Birthdate: _____ How did you hear about us? _____

E-mail: _____

NRA Information

Membership #: _____ Exp: _____

Certifications: RSO _____ CFI _____
(Attach proof of current NRA membership)

Annual Membership Fees:

(Please make checks payable to Gainesville Target Range, Inc.)

- 1 Year Individual = \$250.00
- 6 Month Introductory = \$125.00
- 2 Year Renewal (10% Savings) = \$450.00
- Spouse = \$ 50.00
- Life Membership = \$2000.00
- 6.75% FL Sales Tax (Included in prices)

TOTAL:\$ _____ = _____

- All members must maintain an active membership in the NRA, attend the Sunday evening orientation and safety seminar covering range operating procedures, and execute a release of liability waiver prior to using the range.
- If you allow your membership to lapse for more than three (3) months, you will be required to re-attend the Sunday safety brief. If you loose your membership ID badge, you may obtain a replacement badge for \$15.00.
- Daily Guest Passes are available to members for \$10.00 each. In order to bring guests that are not immediately related to the member, the member must be either a Life Member of GTR, or possess one of the following credentials: NRA Certified Firearms Instructor (CFI), Range Safety Officer (RSO), or GTR Safe Shooter Certification (SSC).
- GTR reserves sole discretion to accept or reject any application or renewal for membership, and to terminate any membership without a refund. All Terms and Conditions offered may change at any time without notice.

GTR Membership Oath

I certify that I am a citizen of good repute of the United States of America, and that I am not a member of any organization or group having as a purpose the overthrow by force and/or violence the United States of America or any of its political subdivisions. I have never been convicted of a crime of violence, and that if admitted for membership, I will fulfill the obligations of a good sportsman and citizen, obey all rules and regulations of the Gainesville Target Range, and protect all GTR property to the best of my ability. I will maintain my NRA membership in good standing during my membership at GTR. I further certify that I may legally own and/or possess firearms in the state of Florida.

Signature _____

Date _____

<input type="checkbox"/> New Application	<input type="checkbox"/> Renewal	For Office Use Only	Updated 9.28.2010
Orientation Date: ____ / ____ / ____	Orientation By: _____	<input type="checkbox"/> Cash <input type="checkbox"/> Check #:	_____
Dues Recd Date: ____ / ____ / ____	Dues Recd By: _____	Amount Received \$:	_____
Data Entered Date: ____ / ____ / ____	GTR ID#: _____	Membership Expire Date: ____ / ____ / ____	

**User Comments on the
Gainesville Target Range, Inc.**

I _____ had the opportunity to visit and/or use the Gainesville Target Range, Inc. facility on (Date) _____ and the following are my comments on the GTRI facility.

Range Safety:

Range Appearance:

Range Location:

Range Facility:

Other Comments:

Address: _____

Occupation: _____

Phone Number: _____

Date: _____

TERMINOLOGY

Clarification of Terms:

Certain words, terms and phrases have meanings beyond those found in dictionaries, especially when used technically to refer to a specific activity or business. The shooting sports are no exception. The following definitions clarify the use of these terms through- out this Source Rule Book. Please note that these definitions are not ‘legal’ or statutory’ definitions; i.e., they should not be used in order to determine compliance with the law. You must look to the specific applicable federal, state or local law, statute, ordinance and/or regulation in order to determine the legal definition of a term in order to determine compliance with the law.

Definitions:

Action: The “working mechanism” of a firearm that loads, fires, extracts and ejects a spent cartridge, and in some instances, reloads a new cartridge.

Archery: The shooting of arrows or bolts from a bow. See Bowhunting.

Backstop: A device constructed to stop or redirect bullets fired on a range.

Baffles: Barriers to contain bullets and to reduce, redirect or suppress sound waves. Baffles are placed either overhead, alongside or at ground level to restrict or interrupt errant or off-the-target shots.

Ballistics: The study of what happens to moving projectiles in the barrel and in flight—their trajectory, force, impact and penetration. The study is divided into three sections: internal, external and terminal. “Internal” refers to what happens inside the barrel before the bullet or shot leaves the muzzle. “External” is what happens after the bullet or shot leaves the barrel and travels to its final point of impact. “Terminal” is what happens to the bullet or shot at the final point of impact.

Ballistic Coefficient: A number which indicates how a bullet’s shape, length, weight, diameter and nose design affect its stability, velocity and range against air resistance.

Barrel: The metal tube of a gun made from iron or steel, through which the bullet or shot charge passes when the gun is *fired*.

Berm: An embankment used for restricting bullets to a given area, or as a protective or dividing wall between ranges.

Blackpowder: A finely ground mixture of three basic ingredients sulfur, charcoal (carbon), and saltpeter (potassium nitrate). Often used to refer to blackpowder substitutes, such as Pyrodex.®

Bowhunting: A term used to describe the act of hunting game with bow and arrows/bolts.

Breech: The rear end of the barrel. In modern arms, the portion of the barrel into which the cartridge is inserted. See Chamber.

Breechloader: A firearm loaded through the breech.

Bullet: A single projectile fired from a firearm.

Bullet Trap: A device designed to trap or capture the entire bullet and fragments as opposed to redirecting the projectile into a water or sand pit.

Cartridge: A self-contained unitized round of ammunition that is made up of a case, a primer, powder and a bullet. The case is usually made from brass but may be steel, metal alloy or plastic.

Chamber: The enlarged portion of the barrel at the breech in which the cartridge is placed ready for firing.

Direct Fire Zone: The area on a shooting range established according to the relationship of the shooting position and target position. Typically set up on a one-to-one basis (one target to each firing point).

Discipline: A means of enforcing rules, including procedure, penalties and administrative processes. Also, a field of study or a type of shooting practice or competition.

Escalator Trap: A steel plate structure used as a bullet trap on indoor and outdoor ranges, designed to slope away from the bullet impact so that the bullet upon striking the plate will be directed upward along the surface into a swirl chamber where remaining bullet energy is expended.

Firearm: A term used to describe any gun, usually small, from which a bullet is propelled by means of hot gasses generated by burning powder (usually smokeless or blackpowder).

Firing Distance: The distance between the firing line and the target line. Firing

Line: A line parallel to the targets from where firearms are discharged.

Firing Position (Point): An area directly behind the firing line having a specified width and depth that is occupied by a shooter, his equipment and, if appropriate, an instructor or coach.

Firing Range: (1) A facility designed for the purpose of providing a place on which to discharge firearms, shoot air guns and/or archery equipment; (2) May refer to several ranges constructed in a complex.

Firing Range Complex: A grouping of two or more ranges of differing types, purposes or firing distances located at a single site location or property. It may include clubhouses, parking facilities and other related structures.

Flying M: NRA-sanctioned action pistol shooting event Timed-Man-Against-Man.

Handgun: A term used to describe pistols, either auto-loading, single shot or cylinder types held in one or two hands with no other support, such as a shoulder stock, etc.

Horizontal Bullet Catcher (Eyebrow Catcher): A device installed along a backstop, a berm, or on the range floor, and designed to capture ricocheting projectiles. More frequently used on backstop areas where the slope does not positively contain bullets.

Impact Area: That area in a backstop or bullet trap directly behind the target where bullets are expected to impact. The term may also refer to an area down range of an outdoor range where bullets will impact if not captured in a backstop.

Line of Sight: An imaginary straight line from the eye through the sights of a firearm to the target.

Magazine: The part of a repeating firearm which holds the cartridges in position ready to be loaded one at a time into the chamber. The magazine may be an integral part of a firearm or a separate device attached to the action.

Misfire: Failure of a cartridge to discharge after the firearm's firing pin has struck the primer. Also referred to as a hangfire.

Muzzle: The forward end of a barrel.

Muzzleloader: Any of a number of firearms (pistols, rifles and shotguns) designed to be loaded from the muzzle end of the firearm or barrel. The term is often used loosely to refer to firearms loaded from the forward end of a swing out breech.

Muzzle Velocity: The velocity of a projectile as it exits the muzzle of a firearm.

Noise: The sensation perceived by the sense of hearing. Unwanted sound is referred to as noise.

Pistol: A firearm capable of being held, aimed and fired with one hand. Also known as a revolver or a handgun.

Plinking: Informal shooting at any of a variety of inanimate targets.

Range: The distance traveled by a projectile from the firearm to a final impact point. Three terms apply to range: "pointblank," "effective" and "maximum". For the purposes of shooting range design, pointblank range refers to distances less than five yards; effective range means the greatest distance a projectile will travel with accuracy; maximum range means the maximum distance a projectile will travel.

Rifle: (1) A modern firearm designed to be fired from the shoulder generally having a barrel more than 16 inches long. Its main characteristic is a rifled (grooved) barrel that imparts a spin to a single projectile as it travels through the bore. (2) Some rifles designed for military or law enforcement use may have a pistol grip stock in lieu of a shoulder stock.

Rimfire: A cartridge ignited by priming compound distributed around the inside of its rim.

Rules and Regulations: Standards used in the operation of a shooting range. Rules and Regulations are set up to govern the method of range operation to include health and safety. The violation of range rules and regulations generally carries penalties enforced by operations personnel.

Safety Baffles: Vertical or sloping barriers designed to prevent a projectile from traveling into an undesired area or direction. Most often used to prevent bullets from leaving a confined area (the range proper).

Shotgun: (1) A firearm designed to be fired from the shoulder with a smoothbore barrel that fires shotshells possessing a varying number of round pellets. (2) Some barrels are designed to be used with rifled slugs, most generally having smoothbores, but in rare cases may be rifled. (3) Law enforcement and military shotguns may have a pistol grip stock in lieu of a shoulder stock.

Shotshell: A cartridge, designed to be used in shotguns. A unitized round of ammunition is comprised of a hull or shell, a primer, powder, shot cup or wad and shot. Shells are normally constructed from plastic or paper.

Small Arms: Firearms that may be both carried and discharged by one person, as opposed to artillery pieces. Small arms are not subject to precise definitions, but the term usually includes rifles, handguns (pistols), shotguns, submachine guns and machine guns.

Smallbore: NRA-sanctioned shooting event using .22 rimfire rifles on bullseye targets.

Target Line: A line parallel to the firing line along which targets are placed.

Trajectory: The path a projectile travels from the muzzle to the point of impact.

Velocity: The speed at which a projectile travels. (Usually measured in feet per second or meters per second.)

Venetian Blind Trap: A steel trap that has a series of angled plates, 45 degrees or less, sloping to the rear and toward the bullet impact area and installed in a vertical fashion as to resemble a Venetian Blind. The bullets are directed upon impact into a chamber located at the bottom of the device, where remaining velocity and energy are expended. The chamber provides easy access for lead removal.

Abbreviations

Technical Terminology:

ANSI - American National Standards Institute

ASTM - American Society for Testing and Materials

ATA - Amateur Trap Shooting Association

B.H.N. - Brinell hardness number; a standard used to measure relative surface hardness (temper) of metals or alloys. Not to be confused with the strength of a metal.

C.F.M. - Cubic feet per minute; a volumetric measurement used to size fans and duct work.

DOD - Department of Defense

EPA - Environmental Protection Agency

F.C. - Foot candles; a measure of luminosity (the amount of light) as measured at any point, located a specific distance from a given light source. Light levels usually vary according to the distance from a source. Metric equivalent is stated in Lux. 1 footcandle equals 10.76 lux.

F.P.M. - Feet per minute; a measurement of air velocity used in calculating C.F.M. requirements.

HUD - Department of Housing and Urban Development

HVAC - Heating, Ventilation, and Air Conditioning

Lux - a metric measure of luminosity (the amount of light) as measured at any point, located a specific distance from a given light source. Light levels usually vary according to the distance from a source. English equivalent is stated in footcandles (fc) 10.76 lux equals 1 footcandle.

NSSA - National Skeet Shooting Association

OSHA - Occupational Safety and Health Administration

P.E.L. - Permissible Exposure Level; a standard level of exposure to noise or lead levels set by government regulations.

PVC - Poly Vinyl Chloride

T.W.A. - Time Weighted Average; an average exposure calculated over a specific time period, such as eight hours. Used to calculate the P.E.L. for lead or noise exposure to workers on ranges.

UIT - Union Internationale de Ter

**RULES FOR GUESTS AT
GAINESVILLE TARGET RANGE, INC.**

1. All guests **MUST** sign *this form* AND fully execute a Waiver of Liability **BEFORE** going past the pavilion. All guests must **sign in** the log book with their name and Guest Pass #. Guests **MUST** remain under the supervision of their sponsor at all times.
2. All firearms entering the property and going to the firing line **MUST** be **UNLOADED** and **ENCASED**.
3. All guests **MUST** wear a Guest Pass while on GTRI property.
4. **ALWAYS KEEP THE GUN POINTED IN A SAFE DIRECTION** (towards the berms or the red area of any **SAFETY ZONE**).
5. **ALWAYS KEEP YOUR FINGER OFF THE TRIGGER UNTIL READY TO SHOOT** (finger must remain outside of the trigger guard until ready to fire).
6. Hearing and eye protection **MUST** be worn whenever the range is "hot" (once you've passed the pavilion).
7. **NO DRUG OR ALCOHOL POSSESSION OR USE IS ALLOWED ON GTRI PROPERTY.**
8. A range officer **MUST** be appointed and wear the orange vest to supervise the firing line. The Range Officer **MUST** ensure that **ALL** firearms are unloaded, magazine removed, and grounded with the action open (and visible) **BEFORE** anyone is allowed to move forward of the firing line.
9. If the command "CEASE FIRE" is issued at any time, **ALL** shooters **MUST immediately** stop shooting, clear (unload) and ground their firearms and await further instruction from the Range Officer.
10. Shoot only at authorized targets. Cardboard backers must not exceed 19 inches in width (not to extend beyond the target stand sticks). Use the template (located in the pavilion) to cut out fresh cardboard backers.
11. All rounds **MUST** impact the lower half of the berm.
12. **NO SMOKING** anywhere on GTRI property **EXCEPT** the parking lot. You **MUST** dispose of your cigarette butts in your vehicle's ashtray. **DO NOT** throw your butts on the ground.
13. You **MUST** pick up your debris and discard it into the appropriate container. Empty brass, steel, and aluminum shell casings **MUST** be placed in the red "brass" buckets. Trash **MUST** be placed in the trashcans.
14. All misfired rounds **MUST** be placed inside the red ammo cans mounted on the white posts behind each range. Do **NOT** throw the "misfires" into the trashcans or out onto the range or into the spent "brass" buckets.
15. There is **NO EATING** on the firing line.
16. All guests **MUST** follow the instructions of any NRA Certified Range Safety Officer (RSO) or Certified Firearms Instructor (CFI).
17. All guests **MUST sign out** before leaving the property.
18. Anyone acting in an unsafe or inappropriate manner will be ejected from GTRI premises. Depending on the nature and severity of the violation, criminal charges may be filed.

NAME (please print): _____

<p>GUEST PASS ID #:</p> <p>_____</p>
